
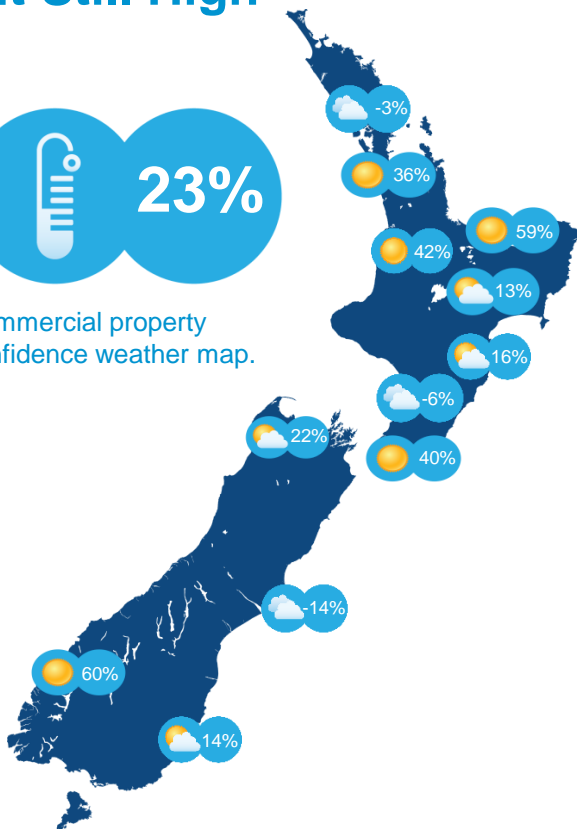


Investor Confidence Dips But Still High



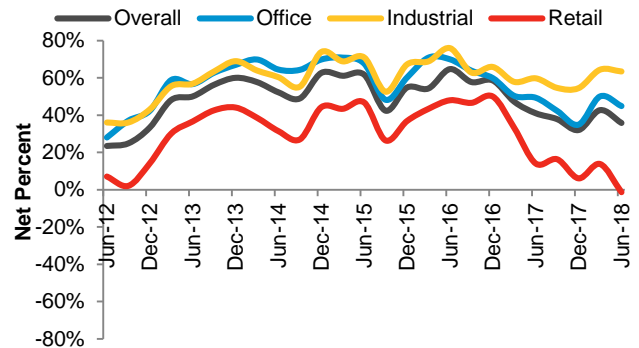
Commercial property
confidence weather map.



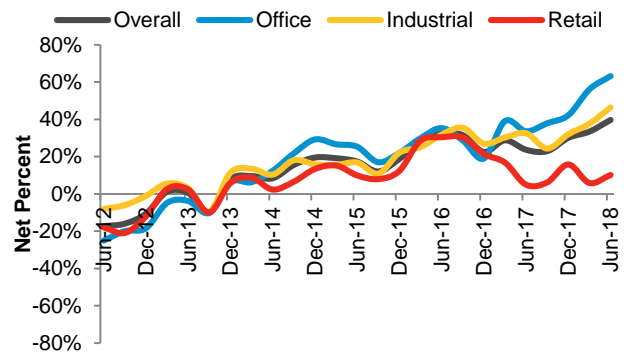
Highlights of our June 2018 quarter Commercial Property Investor Confidence Survey:

- Investor confidence remains positive in the second quarter. Overall net confidence (optimists minus pessimists) decreased to net positive 23% from 25% three months ago.
- 9 out of 12 regions recorded a net positive score, meaning there are more optimistic respondents than pessimists.
- In the main centres, retail and office confidence increased in Wellington, while both Auckland and Christchurch decreased. Christchurch and Wellington both recorded an increase for industrial but Auckland decreased.
- Queenstown and Tauranga / Mt Maunganui have taken the top two spots yet again for the eighth consecutive quarter. Hamilton has once again beaten Auckland and Wellington for the third spot.
- Christchurch, Palmerston North and Whangarei sit in negative territory.
- The main concern in comments made by respondents is still a level of uncertainty around new government policies.
- 2,367 responses were utilised to construct the survey results.

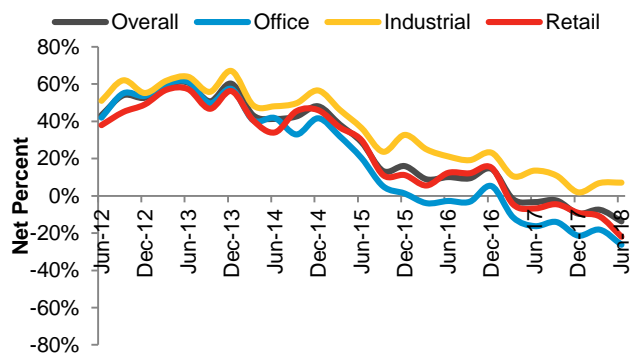
Auckland Investor Confidence



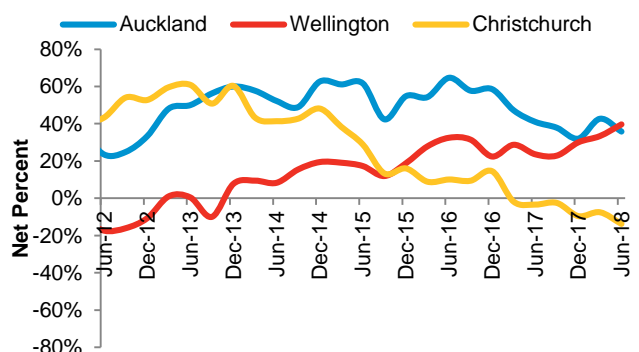
Wellington Investor Confidence



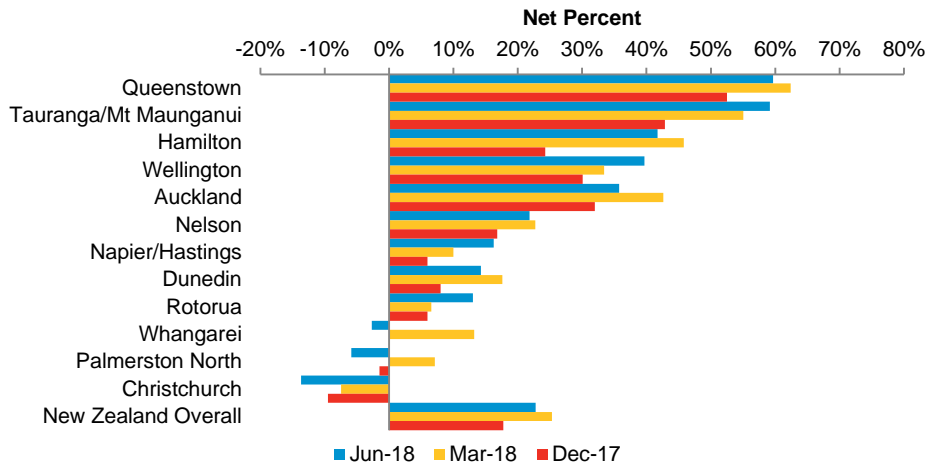
Christchurch Investor Confidence



Overall – Three Main Centres



Commercial Property Investor Confidence Survey Results



Source: Colliers International Research

Commercial Property Investor Confidence Survey Results					
Region	Jun-18	Mar-18	Dec-17	Sep-17	Jun-17
Queenstown	60%	62%	53%	59%	66%
Tauranga/Mt Maunganui	59%	55%	43%	55%	55%
Hamilton	42%	46%	24%	33%	28%
Wellington	40%	33%	30%	23%	24%
Auckland	36%	43%	32%	38%	41%
Nelson	22%	23%	17%	20%	21%
Napier/Hastings	16%	10%	6%	9%	12%
Dunedin	14%	18%	8%	7%	9%
Rotorua	13%	7%	6%	-1%	7%
Whangarei	-3%	13%	0%	0%	-1%
Palmerston North	-6%	7%	-1%	1%	1%
Christchurch	-14%	-7%	-10%	-2%	-3%
New Zealand Overall	23%	25%	18%	20%	22%

Source: Colliers International Research Note: Figures are rounded

Complete our survey and be in to win a \$200 Visa Prezzy Card

WIN \$200



Congratulations to Jourdan Griffin from Alexander Dorrington who has won the Visa Prezzy Card draw for our June 2018 survey.

Participate in our September 2018 survey and you will be in to win a prize. Email: josh.lee@colliers.com

Colliers International research and consulting offers a full range of commercial and residential property solutions:

- Property Investment Strategies
- Demand and Supply Studies
- Market Analysis and Forecasts
- Feasibility Analysis
- GIS Spatial Analysis
- Lease Audit and Benchmarking
- Site Options Analysis
- Corporate Real Estate Strategy
- Financial Analysis
- Transaction Negotiation
- Business Cases

Whilst all care has been taken to provide reasonably accurate information within this report, Colliers International cannot guarantee the validity of all data and information utilised in preparing this research. Accordingly Colliers International New Zealand limited, do not make any representation of warranty, expressed or implied, as to the accuracy or completeness of the content contained herein and no legal liability is to be assumed or implied with respect thereto. © All content is Copyright Colliers International New Zealand Limited 2018, Licensed REAA 2008 and may not be reproduced without expressed permission.



Out Now: New Zealand Monthly Research Report – June 2018

Alan McMahon
National Director
Research & Consulting

David White
Director
Consulting

Leo Lee
Research Manager
Research & Consulting

Elena Christodoulou
Research Analyst

Emily Duncan
Research Analyst

Josh Lee
Research Co-ordinator

Chris Farhi
Director
Strategic Consulting

Caity Pask
Senior Analyst
Strategic Consulting

Colliers International
Level 27, SAP Tower
151 Queen Street
Auckland
+64 9 358 1888

www.colliers.co.nz/
find-research

WINNER: Colliers International
2015 & 2016 RICS Award
Research & Consulting
Team of the Year

2
YEARS
RUNNING



Accelerating success.