
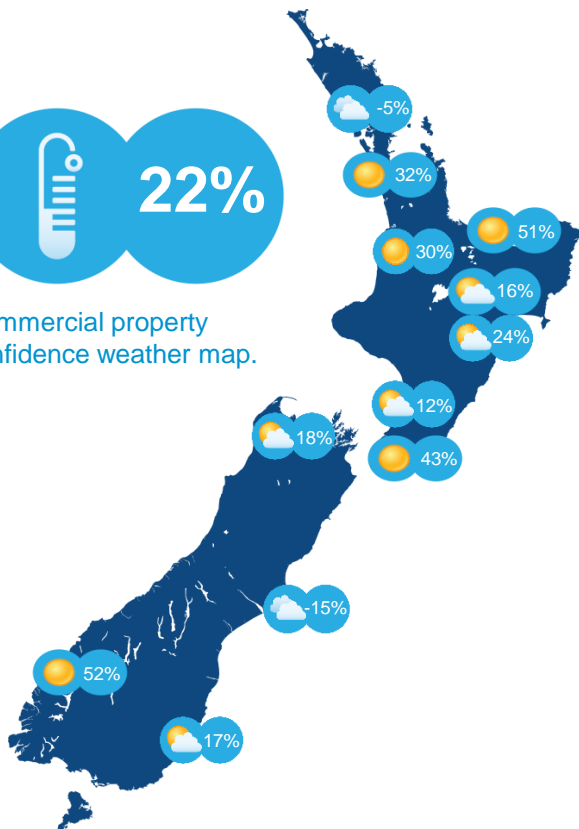


Solid and steady



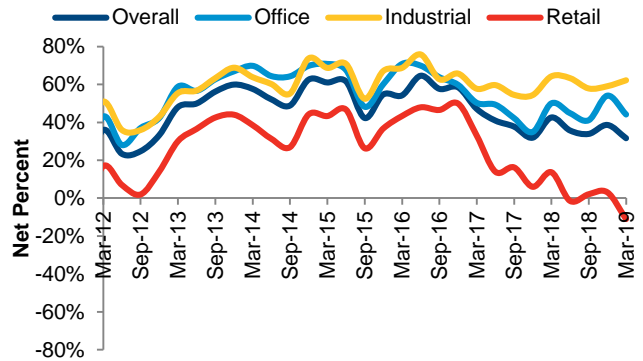
Commercial property confidence weather map.



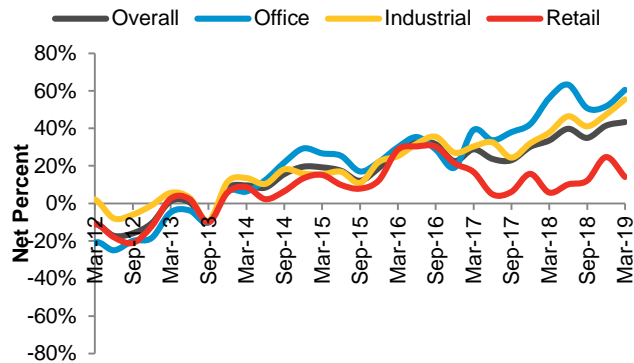
Highlights of our March 2019 quarter Commercial Property Investor Confidence Survey:

- Colliers' latest Commercial Property Investor Confidence Survey results showed a net positive 22% (optimists minus pessimists) of respondents expect investment conditions to get better over the next 12 months. This is broadly in line with the last four quarters.
- The survey was undertaken during the release of the Tax Working Group's Final Tax Report. No distinguishable shift in trends were recorded.
- 10 out of the 12 regions recorded a net positive score.
- Queenstown returned to the top spot after being eclipsed by Tauranga/Mt Maunganui last quarter.
- Napier/Hastings had a standout result with a net positive 24%, the highest on record since the survey began almost a decade ago.
- In Auckland and Christchurch, respondents were most optimistic about the industrial sector, while in Wellington the office sector provided the strongest expectations from respondents.
- The higher proportion of pessimistic responses over optimistic responses for Christchurch provided a net negative score. However, 45% of respondents in both the office and retail sectors were neutral.
- There was a higher proportion of pessimistic responses than optimistic responses for Wellington and Christchurch retail investment conditions ahead, however, 47% and 45% of respondents provided a neutral response, respectively.
- There were 1,598 responses utilised to construct the survey results.

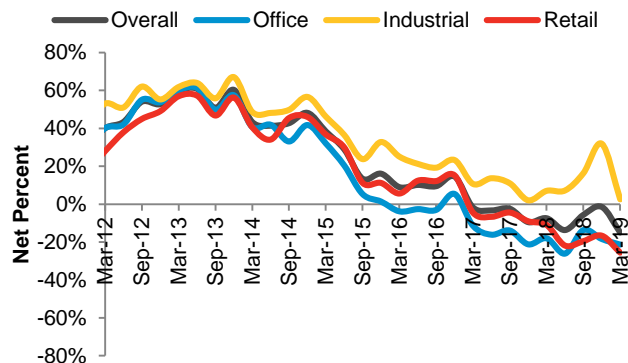
Auckland Investor Confidence



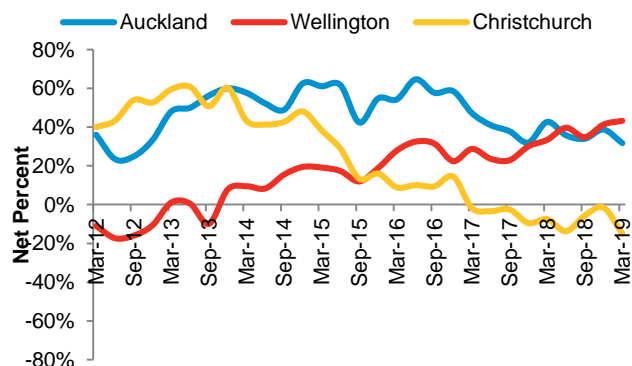
Wellington Investor Confidence



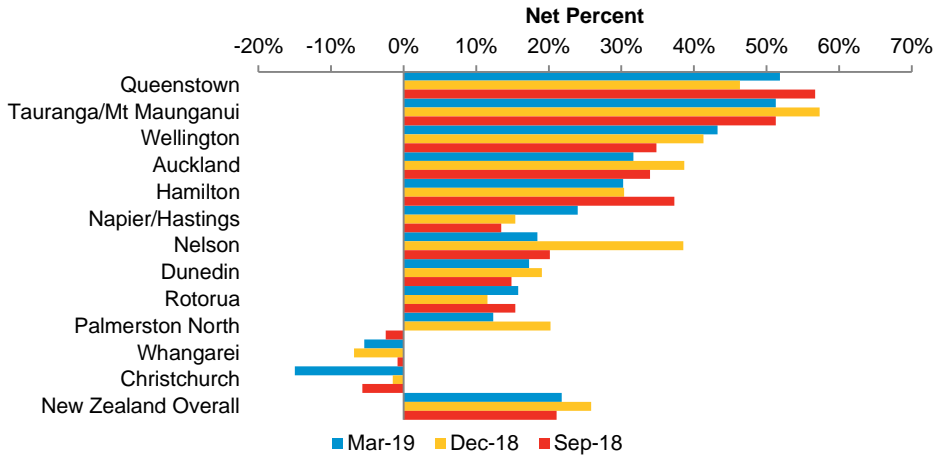
Christchurch Investor Confidence



Overall – Three Main Centres



Commercial Property Investor Confidence Survey Results



Source: Colliers International Research

Commercial Property Investor Confidence Survey Results					
Region	Mar-19	Dec-18	Sep-18	Jun-18	Mar-18
Queenstown	52%	46%	57%	60%	62%
Tauranga/Mt Maunganui	51%	57%	51%	59%	55%
Wellington	43%	41%	35%	40%	33%
Auckland	32%	39%	34%	36%	43%
Hamilton	30%	30%	37%	42%	46%
Napier/Hastings	24%	15%	13%	16%	10%
Nelson	18%	39%	20%	22%	23%
Dunedin	17%	19%	15%	14%	18%
Rotorua	16%	12%	15%	13%	7%
Palmerston North	12%	20%	-2%	-6%	7%
Whangarei	-5%	-7%	-1%	-3%	13%
Christchurch	-15%	-1%	-6%	-14%	-7%
New Zealand Overall	22%	26%	21%	23%	25%

Source: Colliers International Research

Note: Figures are rounded

Complete our survey and be in to win a \$200 Visa Prezzy Card

WIN \$200



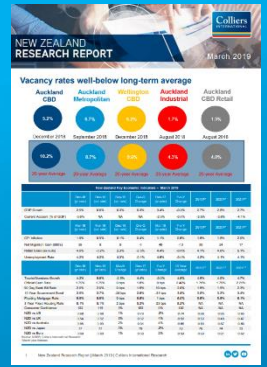
Congratulations to Michael Scannell from Simpson Grierson who has won the Visa Prezzy Card draw for our March 2019 survey.

Participate in our survey and you will be in to win a prize. Email: josh.lee@colliers.com

Colliers International research and consulting offers a full range of commercial and residential property solutions:

- Property Investment Strategies
- Demand and Supply Studies
- Market Analysis and Forecasts
- Feasibility Analysis
- GIS Spatial Analysis
- Lease Audit and Benchmarking
- Site Options Analysis
- Corporate Real Estate Strategy
- Financial Analysis
- Transaction Negotiation
- Business Cases

Whilst all care has been taken to provide reasonably accurate information within this report, Colliers International cannot guarantee the validity of all data and information utilised in preparing this research. Accordingly Colliers International New Zealand limited, do not make any representation of warranty, expressed or implied, as to the accuracy or completeness of the content contained herein and no legal liability is to be assumed or implied with respect thereto. © All content is Copyright Colliers International New Zealand Limited 2018, Licensed REAA 2008 and may not be reproduced without expressed permission.



Out Now: New Zealand Monthly Research Report – March 2019

Chris Dibble
Director
Research & Communications

Josh Lee
Research Analyst

Emily Duncan
Research Analyst

Adrian Goh
Research Analyst

Alan McMahon
National Director
Consulting

David White
Director
Strategic Advisory

Chris Farhi
Director
Strategic Advisory

Caity Pask
Senior Analyst
Strategic Advisory

Vernon Sequeira
Analyst
Strategic Advisory

Colliers International
Level 27, SAP Tower
151 Queen Street
Auckland
+64 9 358 1888

[www.colliers.co.nz/
find-research](http://www.colliers.co.nz/find-research)

WINNER: Colliers International
2015 & 2016 RICS Award
Research & Consulting
Team of the Year

2
YEARS
RUNNING



Accelerating success.