
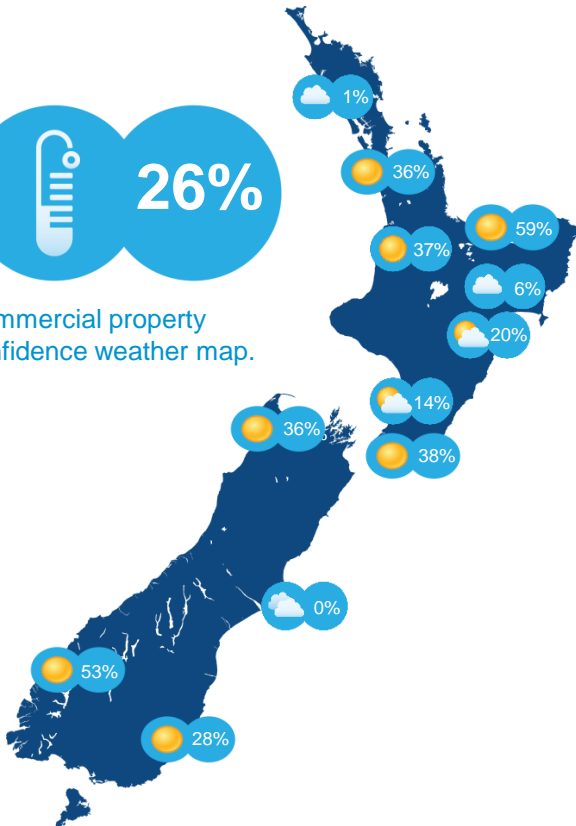


Confidence Bounce Back



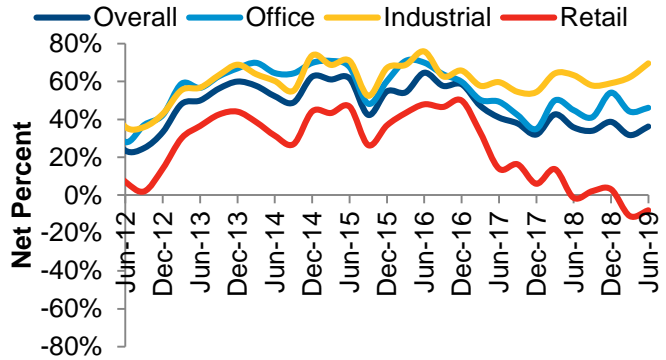
Commercial property confidence weather map.



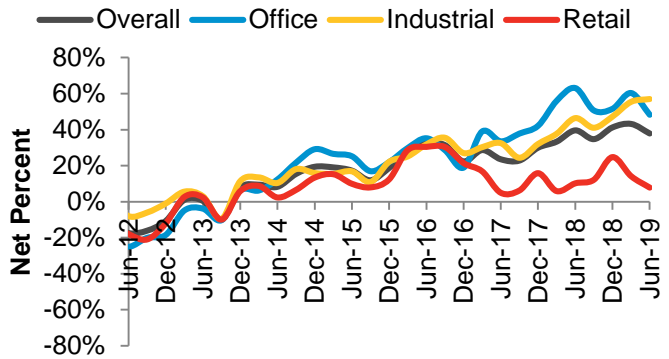
Highlights of our June 2019 quarter Commercial Property Investor Confidence Survey:

- Colliers' latest Commercial Property Investor Confidence Survey results showed a net positive 26% (optimists minus pessimists) of respondents expect investment conditions to get better over the next 12 months. This was the second highest result in 2.5 years.
- This is only the second time in 5.5 years that all 12 regions surveyed recorded a net positive score.
- Tauranga/Mt Maunganui returned to the top spot after being eclipsed by Queenstown last quarter.
- In Christchurch, respondents' confidence in the Industrial sector resumed its growth trajectory, now at a net positive of 32%.
- In Auckland and Wellington, respondents were most optimistic about the industrial sector. Auckland recorded the highest net positive rate (70%) since June -16 quarter and Wellington (57%) since the survey commenced.
- There was a higher proportion of optimistic responses compared to pessimistic in Christchurch resulting in a small net positive score of 0.4%. Also, almost half of the respondents provided a neutral response, indicating stabilised market conditions.
- 40% of respondents stated they intended to invest more now that the capital gains tax recommendations by The Tax Working Group were rejected by the coalition government.
- There were 1,671 responses utilised to construct the survey results.

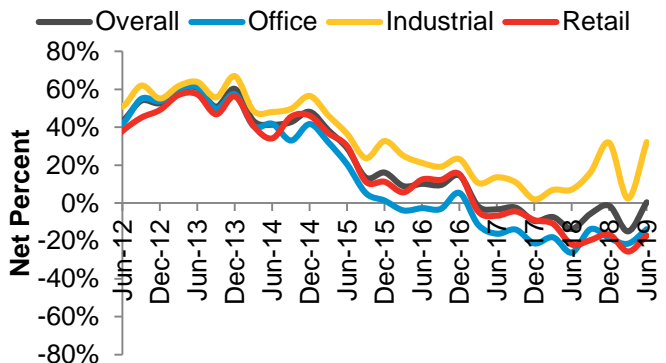
Auckland Investor Confidence



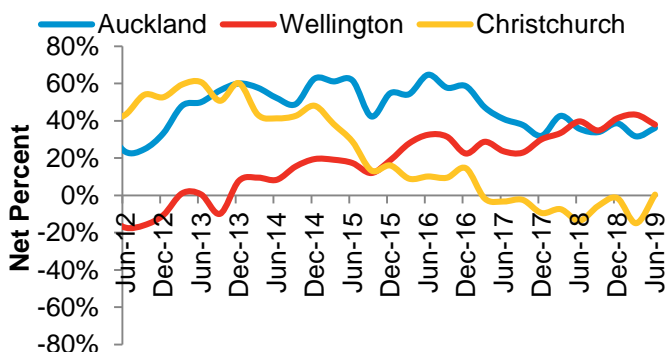
Wellington Investor Confidence



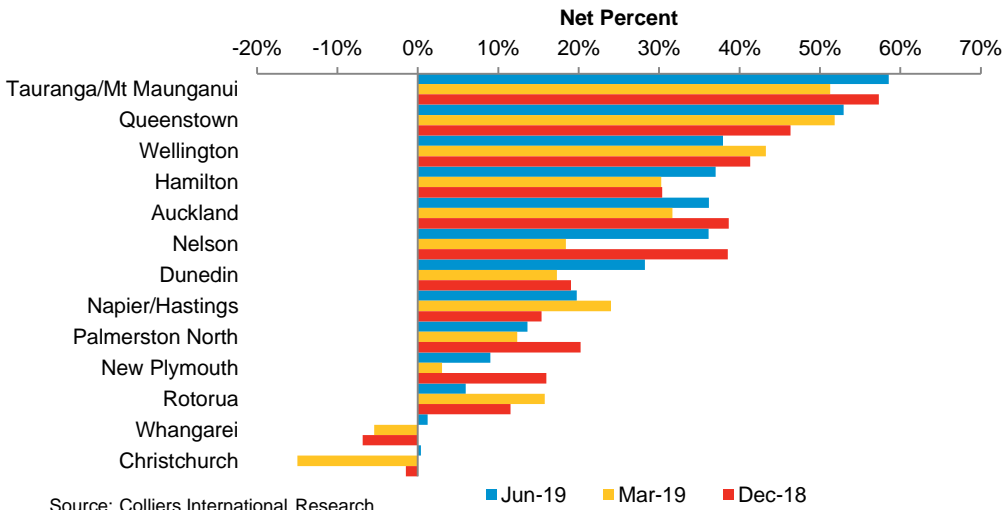
Christchurch Investor Confidence



Overall – Three Main Centres



Commercial Property Investor Confidence Survey Results



Source: Colliers International Research

■ Jun-19 ■ Mar-19 ■ Dec-18

Commercial Property Investor Confidence Survey Results					
Region	Jun-19	Mar-19	Dec-18	Sep-18	Jun-18
Tauranga/Mt Maunganui	59%	51%	57%	51%	59%
Queenstown	53%	52%	46%	57%	60%
Wellington	38%	43%	41%	35%	40%
Hamilton	37%	30%	30%	37%	42%
Auckland	36%	32%	39%	34%	36%
Nelson	36%	18%	39%	20%	22%
Dunedin	28%	17%	19%	15%	14%
Napier/Hastings	20%	24%	15%	13%	16%
Palmerston North	14%	12%	20%	-2%	-6%
New Plymouth	9%	3%	16%	-3%	-10%
Rotorua	6%	16%	12%	15%	13%
Whangarei	1%	-5%	-7%	-1%	-3%
Christchurch	0%	-15%	-1%	-6%	-14%
New Zealand Overall	26%	22%	26%	21%	23%

Source: Colliers International Research

Note: Figures are rounded

Complete our survey and be in to win a \$200 Visa Prezzy Card

WIN \$200



Congratulations to Carl Angus from Marc Investments Limited who has won the Visa Prezzy Card draw for our June 2019 survey.

Participate in our survey and you will be in to win a prize. Email: adrian.goh@colliers.com

Colliers International research and consulting offers a full range of commercial and residential property solutions:

- Property Investment Strategies
- Demand and Supply Studies
- Market Analysis and Forecasts
- Feasibility Analysis
- GIS Spatial Analysis
- Lease Audit and Benchmarking
- Site Options Analysis
- Corporate Real Estate Strategy
- Financial Analysis
- Transaction Negotiation
- Business Cases

Whilst all care has been taken to provide reasonably accurate information within this report, Colliers International cannot guarantee the validity of all data and information utilised in preparing this research. Accordingly Colliers International New Zealand limited, do not make any representation of warranty, expressed or implied, as to the accuracy or completeness of the content contained herein and no legal liability is to be assumed or implied with respect thereto. © All content is Copyright Colliers International New Zealand Limited 2018, Licensed REAA 2008 and may not be reproduced without expressed permission.



Out Now: New Zealand Monthly Research Report –June 2019

Chris Dibble
Director
Research & Communications

Adrian Goh
Research Analyst

Emily Duncan
Research Analyst

Alan McMahon
National Director
Consulting

David White
Director
Strategic Advisory

Chris Farhi
Director
Strategic Advisory

Caity Pask
Senior Analyst
Strategic Advisory

Vernon Sequeira
Analyst
Strategic Advisory

Colliers International
Level 27, SAP Tower
151 Queen Street
Auckland
+64 9 358 1888

[www.colliers.co.nz/
find-research](http://www.colliers.co.nz/find-research)

WINNER: Colliers International
2015 & 2016 RICS Award
Research & Consulting
Team of the Year

2
YEARS
RUNNING



Accelerating success.