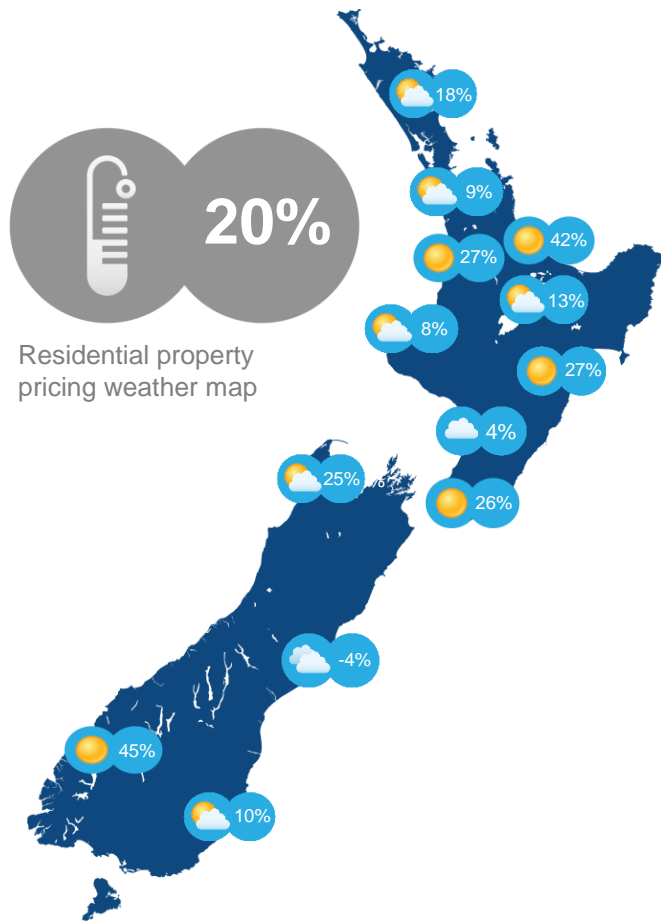


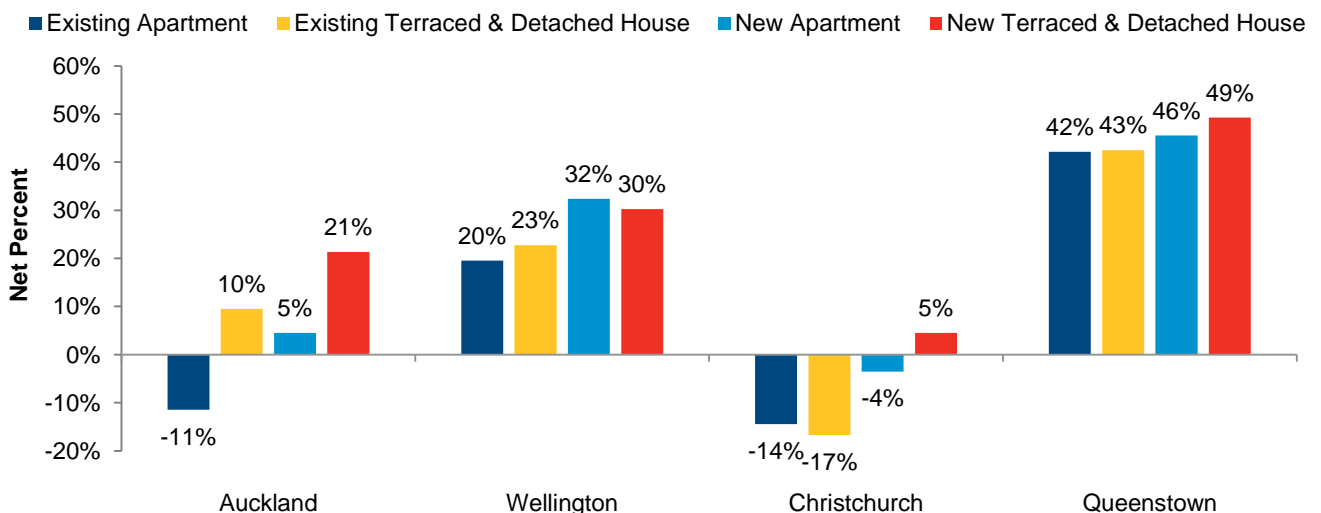
## Positive sentiment rising



## Highlights of our September 2019 quarter Residential Property Market Outlook Survey:

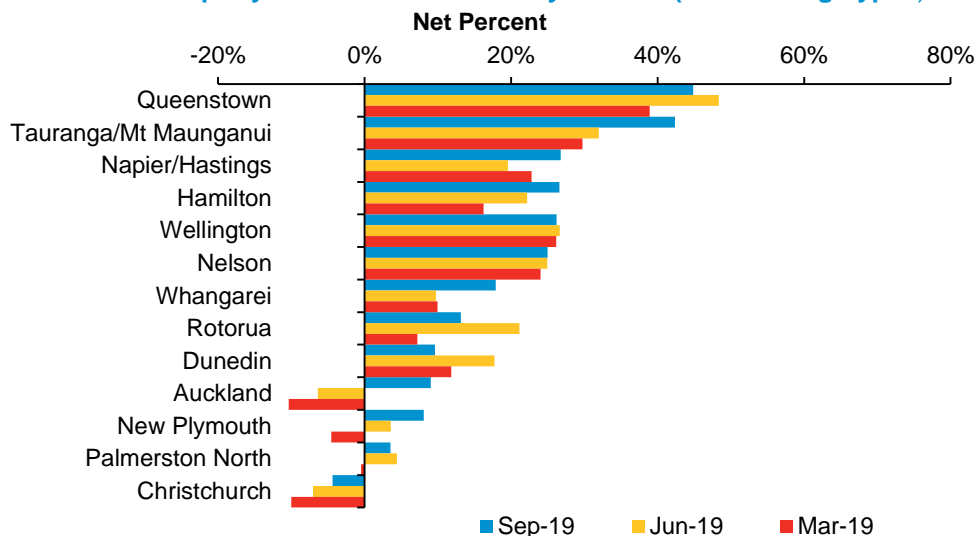
- Expectations for the median price over the next 12 months look to have risen further to a net positive\* 20% recorded in the September 2019 quarter, up from 16% recorded in the June 2019 quarter.
- Twelve of the 13 regions monitored recorded a net positive score, with Christchurch the exception, but optimism is rising, especially for new terraced and detached housing.
- Eight of the 13 regions monitored recorded a higher net percentage result than the previous quarterly survey.
- Since the September 2016 quarter, Queenstown has consecutively taken out first place for the location respondents expect median sale prices to rise over the next 12 months.
- Tauranga/Mt Maunganui remained in second place this quarter, while Napier/Hastings have replaced Wellington in third place.
- Median price expectations in Whangarei have almost doubled with a net positive 18% compared to the June quarter at 10%.
- The median price outlook for the Auckland region has achieved a net positive score (9%) for the first time since December 2018. Auckland also saw the greatest improvement from last quarter which recorded a net positive score of -6.4%.
- The survey was undertaken after the Government's decision to reset KiwiBuild. When asked if the reset will assist/help more New Zealanders into home ownership, 52% of respondents indicated "No", 32% indicated "Yes", 10% indicated "Same" and the remaining 6% indicated "Not sure".
- A total of 5,399 responses were utilised to construct this survey.

## Outlook for Median Dwelling Price



\*Net percentage of respondents who expect the median price to increase versus decrease over the next 12 months

## Residential Property Market Outlook Survey Results (All Dwelling Types)



Source: Colliers International Research

Residential Property Market Outlook Survey Results (All Dwelling Types)					
Region	Sep-19	Jun-19	Mar-19	Dec-18	Sep-18
Queenstown	45%	48%	39%	50%	60%
Tauranga/Mt Maunganui	42%	32%	30%	47%	44%
Napier/Hastings	27%	20%	23%	27%	29%
Hamilton	27%	22%	16%	30%	28%
Wellington	26%	27%	26%	37%	35%
Nelson	25%	25%	24%	29%	34%
Whangarei	18%	10%	10%	18%	21%
Rotorua	13%	21%	7%	15%	23%
Dunedin	10%	18%	12%	26%	26%
Auckland	9%	-6%	-10%	10%	16%
New Plymouth	8%	4%	-5%	9%	13%
Palmerston North	4%	4%	0%	12%	11%
Christchurch	-4%	-7%	-10%	-4%	-6%
New Zealand Overall	20%	16%	15%	23%	26%

Source: Colliers International Research

Note: Figures are rounded

Complete our survey and be in to win a \$200 Visa Prezzy Card

WIN  
\$200



Congratulations to W Coates who has won the Visa Prezzy Card draw for our September 2019 survey.

Participate in our survey and you will be in to win a prize. Email: [adrian.goh@colliers.com](mailto:adrian.goh@colliers.com)


## Colliers International research and consulting offers a full range of commercial and residential property solutions:

- Property Investment Strategies
- Demand and Supply Studies
- Market Analysis and Forecasts
- Feasibility Analysis
- GIS Spatial Analysis
- Lease Audit and Benchmarking
- Site Options Analysis
- Corporate Real Estate Strategy
- Financial Analysis
- Transaction Negotiation
- Business Cases

Whilst all care has been taken to provide reasonably accurate information within this report, Colliers International cannot guarantee the validity of all data and information utilised in preparing this research. Accordingly Colliers International New Zealand limited, do not make any representation of warranty, expressed or implied, as to the accuracy or completeness of the content contained herein and no legal liability is to be assumed or implied with respect thereto.

© All content is Copyright Colliers International New Zealand Limited 2018, Licensed REAA 2008 and may not be reproduced without expressed permission.

### RESIDENTIAL SECTOR'S NEXT EVOLUTION



### Out Now: Auckland Residential Development Report – 1H 2019

#### Chris Dibble

Director  
Research & Communications

#### Adrian Goh

Research Analyst

#### Anna Sizova

Research Analyst

#### Emily Duncan

Research Analyst

#### Alan McMahon

National Director  
Strategic Advisory

#### David White

Director  
Strategic Advisory

#### Chris Farhi

Director  
Strategic Advisory

#### Caity Pask

Senior Analyst  
Strategic Advisory

#### Colliers International

Level 27, SAP Tower  
151 Queen Street  
Auckland  
+64 9 358 1888

[www.colliers.co.nz/](http://www.colliers.co.nz/)  
[find-research](http://find-research)

**WINNER:** Colliers International  
2015 & 2016 RICS Award  
Research & Consulting  
Team of the Year

**2**  
YEARS  
RUNNING



Accelerating success.